

Bird*Brain*Designs

www.BirdBrainDesigns.net

How to use your Reward Points

Our [Reward Points](#) program has been a huge success and we are thrilled that so many people have signed up to be part of the program.

We do get questions every so often about how to check the points balance and how to use your points during the checkout process.

This document should help with both of those items

If you ever do need help or have questions you can send an email to info@birdbraindesigns.net or call 208-788-0221

How to Check your Reward Points Balance

To check the balance of your Reward Points you will first need to login to the [Bird Brain Designs website](#). On any page on the website at the top of the page will be a Log in link. If you are already logged in, you will see your First Name and a Logout link




Figure 1 – Login Link

Clicking this link will take you to the Sign In page. From here you enter your email address and password and click the Log in button.

TIP: Check the Remember me check box and you will not need to login each time you visit our website.

New Customer

By creating an account you will be able to shop faster, be up to date on an orders status, and keep track of the orders you have previously made.
An Account is required if ordering a downloadable pattern and you will be able to download from your account.

REGISTER

Returning Customer

Email:

Password:

Remember me? [Forgot password?](#)

LOG IN

Figure 2 – Sign In Page

You can verify that you are logged in by looking at the status bar at the top of any page. If the status bar has your first name and the link next to it has Log out then you know you have been successful logged in.

The next step is to go to the My Account page. You can either click your first name in the status bar or the My Account link in the menu below your name. Both are circled in figure 3.

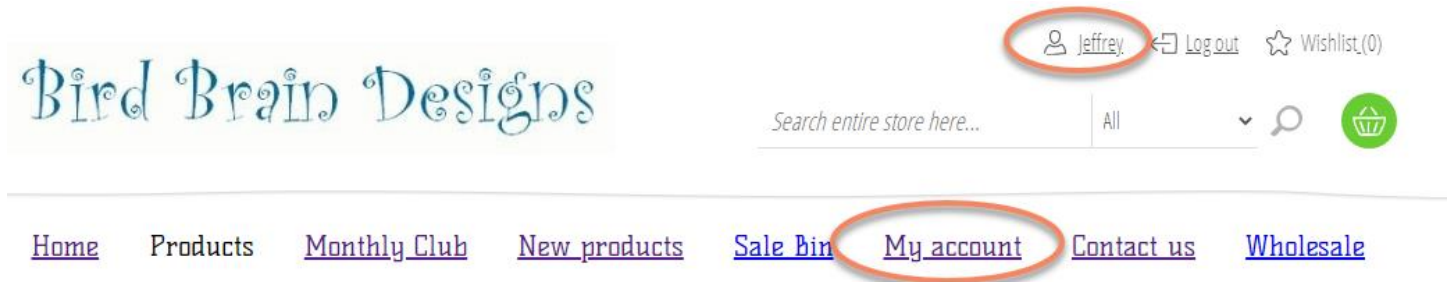


Figure 3 – Logged In and Getting to the My Account page

From the My Account page you can click on the Reward Points section and view your current balance at the top and the history of your points in the table below.

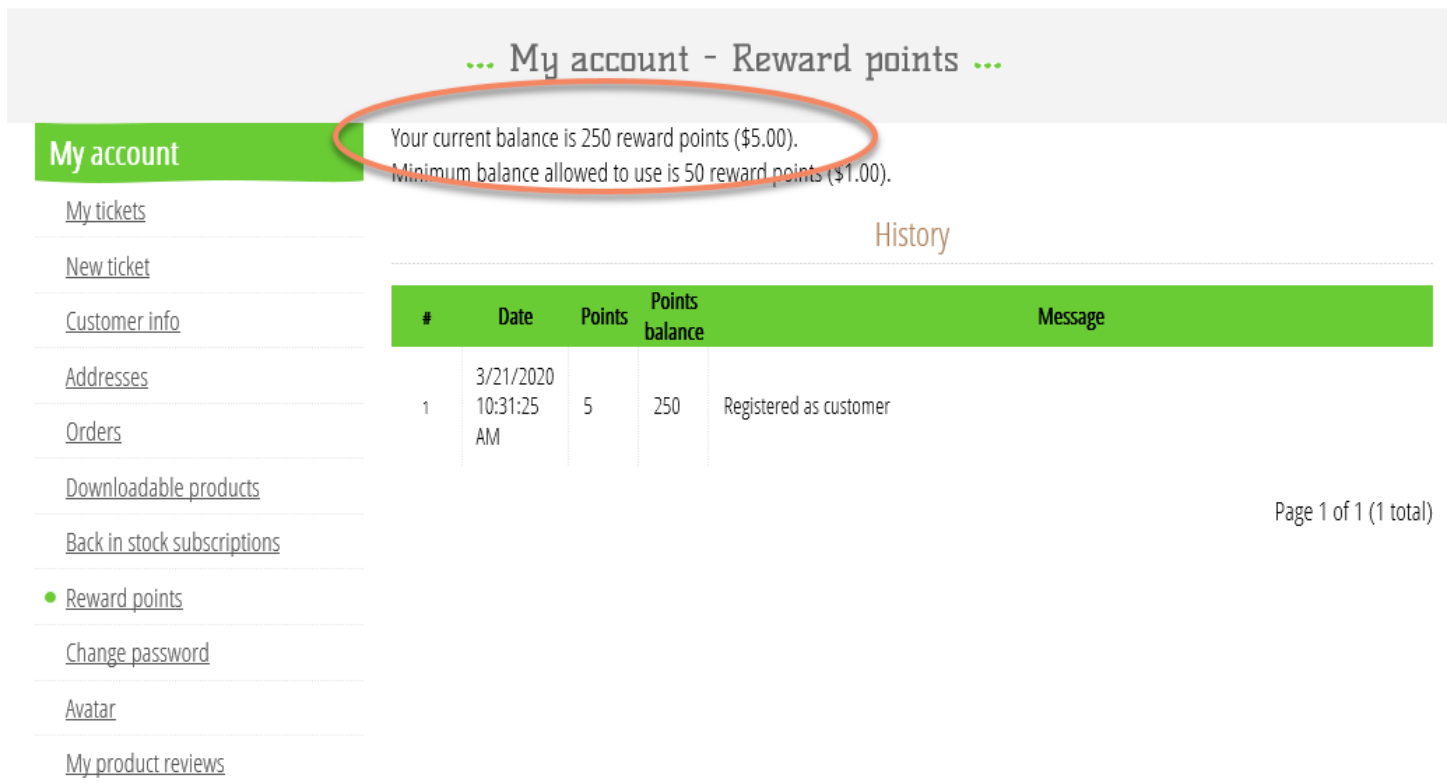





Figure 4 – My Account page with the Reward Points tab selected

How to Use Your Reward Points

Using your Reward Points is completed on the Payment Method section of the checkout page. Starting at the Shopping Cart page you will NOT see anything about the Reward Points. In figure 5 below you can see the Sub-Total but there is nothing about the Reward Points.

Shopping cart

#	Remove	SKU	Image	Product(s)	Price	Qty.	Total
1	<input type="checkbox"/>	1295 - Hand Embroidery Pattern		Happy Spring - Hand Embroidery Pattern Shipped Pattern: Shipped Pattern Edit	\$10.00	<input type="text" value="1"/>	\$10.00
2	<input type="checkbox"/>	M43		Valdani - Vibrant Reds Variegated Perle Cotton #12	\$5.50	<input type="text" value="1"/>	\$5.50
3	<input type="checkbox"/>	1303		Vintage Mason Jar Top	\$5.00	<input type="text" value="1"/>	\$5.00

Update shopping cart

Continue shopping

Discount Code

Enter your coupon here

Gift Cards

Enter gift card code

Estimate shipping

Enter your destination to get a shipping estimate

Country: *

State / province:

Zip / postal code:

Estimate shipping

Sub-Total: \$20.50
Shipping: Calculated during checkout
Tax: \$1.23

Total: **Calculated during checkout**

Checkout


 **PayPal** Check out
The safer, easier way to pay

Figure 5 – Shopping Cart Page


When get to the Payment Method section on the checkout page, you will see a checkbox option at the top of the section which gives you the option to use your points. If you check the box then your total will be reduced by the amount of points you have in your balance. You also have the option of not checking the box and saving your points for another order.

Payment method

Use my reward points, 250 reward points (\$5.00) available



Credit Card
Pay by credit / debit card



Check / Money Order
Pay by cheque or money order

Select credit card:

Card number:

Expiration date: /

Card code:

Figure 6 – Payment Method Step with Reward Points selected

At the bottom of the checkout page, you will see that your points have been used to reduce your total by the amount of points you have. In the example in figure 7 it has reduced the order total by \$5.00.

Discount Code

Enter your coupon here

Apply coupon


Gift Cards

Enter gift card code

Add gift card

Sub-Total:	\$20.50
Shipping: (USPS First-Class Package Service - Retail™)	\$4.60
Tax:	\$1.23
250 reward points	(\$5.00)
Total:	\$21.33
You will earn:	16 points

Complete



The safer, easier way to pay

Figure 7 – Order Summary Page with Reward Points deducted from the total.